



# BUSINESS CONTINUITY PROCEDURE

VERSION HISTORY				
VERSION	APPROVED BY	REVISION DATE	DESCRIPTION OF CHANGE	AUTHOR

PREPARED BY		TITLE		DATE	
APPROVED BY		TITLE		DATE	

## TABLE OF CONTENTS

1. BUSINESS IMPACT ANALYSIS.....	3
2. RECOVERY STRATEGIES .....	3
3. PLAN DEVELOPMENT.....	4
4. TESTING & EXERCISES.....	4


## 1. BUSINESS IMPACT ANALYSIS

During this phase, you will assess potential impacts that could harm your business and create a Business Impact Analysis (BIA). Review the BIA with senior management and key stakeholders to ensure visibility.

A large, empty rectangular box with a thin black border, intended for the Business Impact Analysis (BIA) phase of the process.


## 2. RECOVERY STRATEGIES

Identify and document all resource requirements based on the BIAs completed in the previous step. Determine a plausible recovery strategy, based on the needs of the business and the BIA, and document and implement those strategies.

A large, empty rectangular box with a thin black border, intended for documenting recovery strategies based on the BIA.


### 3. PLAN DEVELOPMENT

Develop the framework for the continuity plan, establish and organize the recovery teams, and develop a plan of relocation in the case of disruption or disaster. Create a thorough business continuity plan and IT disaster recovery plan, and document all in a flexible, circulating document. Gain upper management approval upon completion.

A large, empty rectangular box with a thin black border, intended for the user to develop and document the business continuity and IT disaster recovery plans.

### 4. TESTING & EXERCISES

Create a test plan and subsequent exercises that can be performed by the business to ensure that the business continuity plan works successfully. Update the BCP as needed based on the tests and exercises.

A large, empty rectangular box with a thin black border, intended for the user to create test plans and exercises to validate the business continuity plan.

## **DISCLAIMER**

Any articles, templates, or information provided by Smartsheet on the website are for reference only. While we strive to keep the information up to date and correct, we make no representations or warranties of any kind, express or implied, about the completeness, accuracy, reliability, suitability, or availability with respect to the website or the information, articles, templates, or related graphics contained on the website. Any reliance you place on such information is therefore strictly at your own risk.